

SKETCH TEMPLATE

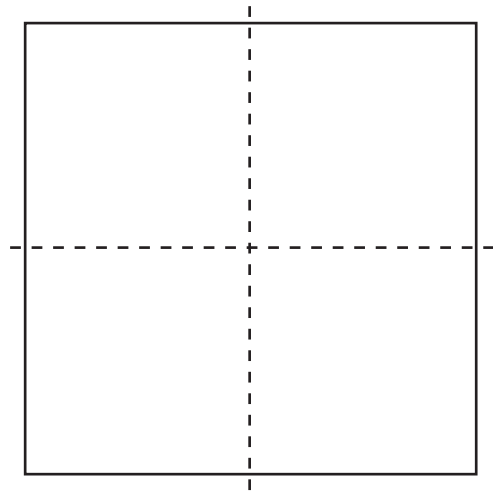
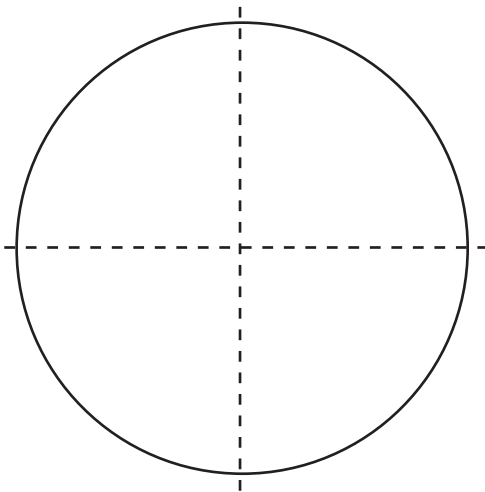
BAND HEATERS

Enquiry No.:
 Order No.:

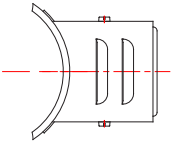
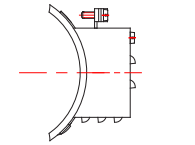
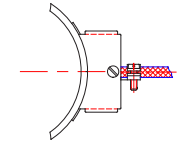
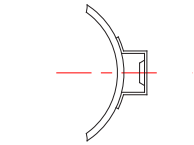
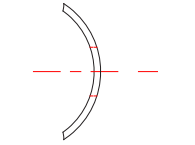
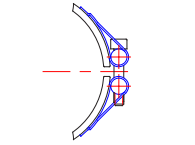
type: Z KHK M
 ZAK

Customer:
Street/Address:
Post Code/City:
Contact:
Direct dial:

QTY:
Size: Ø = length =
Volt:
Watt:
 Brass baffle plate



Please transfer the letters to the appropriate locations in the sketch.

A: contact fitting type KO	B: cable fitting type KA	C: nozzle cap with solid leads	D: thermocouple connector	E: borehole	F: position of clamp lock
					
please indicate lead exit direction by arrow and specify if necessary lead length			state thread	state Ø	

